




**SEIU NATIONAL INDUSTRY PENSION PLAN -
UNITED STATES**

FINANCIAL STATEMENTS

DECEMBER 31, 2022





**SEIU NATIONAL INDUSTRY PENSION PLAN -
UNITED STATES**

FINANCIAL STATEMENTS

YEARS ENDED DECEMBER 31, 2022 AND 2021

CONTENTS

	PAGE
Independent Auditor's Report	1
Statements of Net Assets Available for Benefits	4
Statements of Changes in Net Assets Available for Benefits	5
Statement of Accumulated Plan Benefits	6
Statement of Changes in Accumulated Plan Benefits	7
Notes to Financial Statements	8
Supplemental Information	
Schedules of Administrative Expenses	22
Schedule of Assets (Held at End of Year)	23





7501 WISCONSIN AVENUE | SUITE 1200 WEST
BETHESDA, MD 20814
T: 202.331.9880 | F: 202.331.9890

INDEPENDENT AUDITOR'S REPORT

Board of Trustees
SEIU National Industry Pension Plan - United States

Opinion

We have audited the accompanying financial statements of SEIU National Industry Pension Plan - United States (the Plan), an employee benefit plan subject to the Employee Retirement Income Security Act of 1974 (ERISA), which comprise the statements of net assets available for benefits as of December 31, 2022 and 2021, the related statements of changes in net assets available for benefits for the years then ended, the statement of accumulated plan benefits as of December 31, 2021, the related statement of changes in accumulated plan benefits for the year then ended, and the related notes to the financial statements.

In our opinion, the financial statements referred to above present fairly, in all material respects, the net assets available for benefits of the Plan as of December 31, 2022 and 2021 and the changes in its net assets available for benefits for the years then ended, and the accumulated plan benefits as of December 31, 2021, and the changes in its accumulated plan benefits for the year then ended, in accordance with accounting principles generally accepted in the United States of America.


Basis for Opinion

We conducted our audits in accordance with auditing standards generally accepted in the United States of America (GAAS). Our responsibilities under those standards are further described in the Auditor's Responsibilities for the Audit of the Financial Statements section of our report. We are required to be independent of the Plan and to meet our other ethical responsibilities in accordance with the relevant ethical requirements relating to our audits. We believe that the audit evidence we have obtained is sufficient and appropriate to provide a basis for our audit opinion.

Responsibilities of Management for the Financial Statements

Management is responsible for the preparation and fair presentation of the financial statements in accordance with accounting principles generally accepted in the United States of America, and for the design, implementation, and maintenance of internal control relevant to the preparation and fair presentation of financial statements that are free from material misstatement, whether due to fraud or error.





In preparing the financial statements, management is required to evaluate whether there are conditions or events, considered in the aggregate, that raise substantial doubt about the Plan's ability to continue as a going concern for one year after the date that the financial statements are available to be issued.


Management is also responsible for maintaining a current plan instrument, including all plan amendments, administering the plan, and determining that the plan's transactions are presented and disclosed in the financial statements are in conformity with the plan's provisions, including maintaining sufficient records with respect to each of the participants, to determine the benefits due or which may become due to such participants.

Auditor's Responsibilities for the Audit of the Financial Statements

Our objectives are to obtain reasonable assurance about whether the financial statements as a whole are free from material misstatement, whether due to fraud or error, and to issue an auditor's report that includes our opinion. Reasonable assurance is a high level of assurance but is not absolute assurance and therefore is not a guarantee that an audit conducted in accordance with GAAS will always detect a material misstatement when it exists. The risk of not detecting a material misstatement resulting from fraud is higher than for one resulting from error, as fraud may involve collusion, forgery, intentional omissions, misrepresentations, or the override of internal control. Misstatements, including omissions, are considered material if there is a substantial likelihood that, individually or in the aggregate, they would influence the judgment made by a reasonable user based on the financial statements.

In performing an audit in accordance with GAAS, we:

- Exercise professional judgment and maintain professional skepticism throughout the audit.
- Identify and assess the risks of material misstatement of the financial statements, whether due to fraud or error, and design and perform audit procedures responsive to those risks. Such procedures include examining, on a test basis, evidence regarding the amounts and disclosures in the financial statements.
- Obtain an understanding of internal control relevant to the audit in order to design audit procedures that are appropriate in the circumstances, but not for the purpose of expressing an opinion on the effectiveness of the Plan's internal control. Accordingly, no such opinion is expressed.
- Evaluate the appropriateness of accounting policies used and the reasonableness of significant accounting estimates made by management, as well as evaluate the overall presentation of the financial statements.
- Conclude whether, in our judgment, there are conditions or events, considered in the aggregate, that raise substantial doubt about the Plan's ability to continue as a going concern for a reasonable period of time.



We are required to communicate with those charged with governance regarding, among other matters, the planned scope and timing of the audit, significant audit findings, and certain internal control related matters that we identified during the audit.

Supplemental Schedule Required by ERISA

Our audits were conducted for the purpose of forming an opinion on the financial statements as a whole. The supplemental schedule of assets (held at end of year) is presented for purposes of additional analysis and is not a required part of the financial statements but is supplemental information required by the Department of Labor's Rules and Regulations for Reporting and Disclosure under ERISA. Such information is the responsibility of management and was derived from and relates directly to the underlying accounting and other records used to prepare the financial statements. The information has been subjected to the auditing procedures applied in the audits of the financial statements and certain additional procedures, including comparing and reconciling such information directly to the underlying accounting and other records used to prepare the financial statements or to the financial statements themselves, and other additional procedures in accordance with GAAS.

In forming our opinion on the supplemental schedule, we evaluated whether the supplemental schedule, including its form and content, is presented in conformity with the Department of Labor's Rules and Regulations for Reporting and Disclosure under ERISA.

In our opinion, the information in the accompanying schedules is fairly stated, in all material respects, in relation to the financial statements as a whole, and the form and content are presented in conformity with the Department of Labor's Rules and Regulations for Reporting and Disclosure under ERISA.

Other Supplemental Information

Our audits were conducted for the purpose of forming an opinion on the financial statements as a whole. The schedules of administrative expenses are presented for purposes of additional analysis and are not a required part of the financial statements. Such information is the responsibility of management and was derived from and relates directly to the underlying accounting and other records used to prepare the financial statements. The information has been subjected to the auditing procedures applied in the audits of the financial statements and certain additional procedures, including comparing and reconciling such information directly to the underlying accounting and other records used to prepare the financial statements or to the financial statements themselves, and other additional procedures in accordance with auditing standards generally accepted in the United States of America. In our opinion, the information is fairly stated in all material respects in relation to the financial statements as a whole.

Calibre CPA Group, PLLC

Bethesda, MD
September 29, 2023

SEIU NATIONAL INDUSTRY PENSION PLAN - UNITED STATES

STATEMENTS OF NET ASSETS AVAILABLE FOR BENEFITS

DECEMBER 31, 2022 AND 2021

	2022	2021
Assets		
Assets		
Investments - at fair value		
Plan interest in SEIU Pension Plans Master Trust	<u>\$ 1,383,673,407</u>	<u>\$ 1,617,965,440</u>
Receivables		
Employer contributions, net	8,607,253	11,794,151
Withdrawal liability, net	4,798,587	5,894,778
Due from related parties	359,858	501,252
Deposits and other receivables	<u>32,189</u>	<u>129,004</u>
Total receivables	<u>13,797,887</u>	<u>18,319,185</u>
Property and equipment, net	<u>9,963</u>	<u>8,794</u>
Prepaid expenses	<u>383,012</u>	<u>386,861</u>
Cash	<u>14,144,426</u>	<u>12,594,436</u>
Total assets	<u>1,412,008,695</u>	<u>1,649,274,716</u>
Liabilities and Net Assets		
Liabilities		
Accounts payable	653,045	634,374
Deferred rent	<u>379,732</u>	<u>424,769</u>
Total liabilities	<u>1,032,777</u>	<u>1,059,143</u>
Net assets available for benefits	<u><u>\$ 1,410,975,918</u></u>	<u><u>\$ 1,648,215,573</u></u>

See accompanying notes to financial statements.

SEIU NATIONAL INDUSTRY PENSION PLAN - UNITED STATES

STATEMENTS OF CHANGES IN NET ASSETS AVAILABLE FOR BENEFITS

YEARS ENDED DECEMBER 31, 2022 AND 2021

	2022	2021
Additions		
Investment income (loss)		
Plan interest in Master Trust net investment (loss) income	\$ (195,601,499)	\$ 220,600,358
Interest and dividends	15,655	7,158
Total investment income (loss)	(195,585,844)	220,607,516
Contributions		
Employer contributions	80,870,053	76,626,244
Withdrawal liability	3,194,072	2,778,536
Interest on withdrawal liability contributions	674,339	590,753
Total contributions	84,738,464	79,995,533
Other revenue	31,125	21,697
Total additions	(110,816,255)	300,624,746
Deductions		
Pension benefits	115,396,836	113,445,776
Lump-sum pension benefits	178,612	407,861
Administrative expenses	10,847,952	10,153,157
Total deductions	126,423,400	124,006,794
Net change	(237,239,655)	176,617,952
Net assets available for benefits		
Beginning of year	1,648,215,573	1,471,597,621
End of year	\$ 1,410,975,918	\$ 1,648,215,573

See accompanying notes to financial statements.



**SEIU NATIONAL INDUSTRY PENSION PLAN -
UNITED STATES**

STATEMENT OF ACCUMULATED PLAN BENEFITS

DECEMBER 31, 2021

**Actuarial present value of accumulated
plan benefits**

Vested benefits	
Participants currently receiving benefits	\$ 839,335,756
Other participants	<u>897,098,493</u>
Total vested benefits	1,736,434,249
Nonvested benefits	<u>28,832,946</u>

**Total actuarial present value of accumulated
plan benefits**

\$ 1,765,267,195



**SEIU NATIONAL INDUSTRY PENSION PLAN -
UNITED STATES**

STATEMENT OF CHANGES IN ACCUMULATED PLAN BENEFITS

YEAR ENDED DECEMBER 31, 2021

Actuarial present value of accumulated plan benefits as of January 1, 2021	<u>\$ 1,738,568,419</u>
Change during the year attributable to	
Benefits accumulated, net experience gain or loss and changes in data	11,484,200
Interest	117,382,839
Changes in actuarial assumptions	11,685,374
Benefits paid	<u>(113,853,637)</u>
Net change	<u>26,698,776</u>
Actuarial present value of accumulated plan benefits as of December 31, 2021	<u><u>\$ 1,765,267,195</u></u>



SEIU NATIONAL INDUSTRY PENSION PLAN - UNITED STATES

NOTES TO THE FINANCIAL STATEMENTS

YEARS ENDED DECEMBER 31, 2022 AND 2021

NOTE 1. DESCRIPTION OF THE PLAN

The following description of the SEIU National Industry Pension Plan - United States (the Plan) provides only general information. Participants should refer to the Plan document for a more complete description of the Plan's provisions.

General - The Plan is a defined benefit pension plan that covers employees for whom contributions are made in accordance with collective bargaining and/or participation agreements. The Plan offers normal, early, disability and survivor benefits. The benefit amount is in accordance with schedules, taking into consideration age, length of service, and contribution amounts. The Plan is subject to the provisions of the Employee Retirement Income Security Act of 1974 (ERISA).

In accordance with the Pension Protection Act of 2006 (PPA), the actuaries declared the Plan in critical status as of January 1, 2009. As a result, the Board of Trustees (Trustees) were required to develop a Rehabilitation Plan that was designed to reasonably enable the Plan to emerge from critical status. The Rehabilitation Plan includes a Preferred Schedule and a Default Schedule. As of January 1, 2022, the Plan remained in critical status.

Pension Benefits - Participants become vested after reaching age 65 as an active participant with five years of participation in the Plan; or earning five vesting credits; or earning five pension credits, at least one of which is for future service (if a participant in the Plan on December 31, 2004); or earning five pension credits, at least three of which are for future service (if a participant in the Plan on or after January 1, 2005).

The Plan uses two formulas to calculate benefits accrued prior to January 1, 2008. Any benefit earned through 2007 is based on the formula that produces the highest benefit as of December 31, 2007. The contribution formula is a percentage of the contributions made to the Plan. The benefit table formula is based on years of service and average contribution rate. Please refer to the Plan document for an explanation of the contribution formula and benefit table formula for service through the end of 2007.

For service earned on or after January 1, 2008, the benefit is based on the contribution formula. The contribution formula provides a benefit based on a percentage of the contributions made to the Plan. If contributions were first required to be made before 2008, the monthly benefit earned during 2008 and 2009 is equal to 2.5% of the total contributions made for work during this period. If contributions were first required to be made on or after January 1, 2008, the monthly benefit earned during 2008 and 2009 equals 2.25% of the total



NOTE 1. DESCRIPTION OF THE PLAN (CONTINUED)

contributions made for work during this period. For all work on or after January 1, 2010, the monthly benefit is equal to 1.75% of the total contributions for groups under the Preferred Schedule and 1.00% of the total contributions for groups under the Default Schedule.

Please refer to the Plan document for more details regarding benefits provided by the Plan.

The Plan permits early retirement at ages 55-64, at a reduced benefit rate. For pensions awarded on or after January 1, 1997, a participant who is at least 55 years old and whose age plus years of service total 80 or more, will have an early retirement reduction based on the number of months the pension is commencing prior to age 62 rather than age 65. As of January 1, 2010, this option is no longer available.

If a participant withdraws from the Plan before rendering 5 years of service, but with at least one year of future service credit (3 years for racetrack employees), in the year of or the year before they reach age 65, the participant is entitled to 50% of total contributions submitted on their behalf as a one-time lump sum payment. This option is no longer available for participants whose 65th birth date is after January 1, 2005.

Each person entitled to a benefit may elect to receive the benefit as a single lump sum if the benefit has a lump sum value under \$5,000 or the monthly benefit payable if less than \$50. If the designated beneficiary is an estate, a benefit of any value can be paid as a single lump sum. As of January 1, 2010, the Plan cannot issue a lump sum payment that exceeds \$5,000.

Death and Disability Benefits - If an active participant who is eligible for, but not receiving, pension benefits dies at age 55 or older, the death benefit is payable immediately in the amount of 50% of the benefit the participant would have received had he or she retired and elected the husband and wife option. If the participant dies before age 55, the spouse's benefit would be deferred to the month after the participant would have attained age 55. A five-year payment certain benefit is payable (if participant is not eligible for spouse's benefit, discussed above, or lump sum benefit, discussed below) upon the death of a participant who is at least 55 years old with 5 years pension credit (including one year of future service). The monthly benefit, payable for 60 payments, would be the same as the participant would have been entitled to, had he or she retired the day before he or she died (this option is not available for death that occurred after January 1, 2005).

A lump sum benefit is payable (if a participant is not eligible for five-year payment certain or spouse's benefit) upon the death of a participant of any age with 5 years of pension credit (including one year of future service) or a participant age 65 with at least one year of pension credit, in the amount of a 50% return of contributions. (This option is not available for any death that occurs after January 1, 2005). For any death that occurs after January 1, 2005, if the participant is not married or is married for less than one year, vested and dies, the beneficiary will receive a lump sum death benefit equal to 50% of contributions submitted to this office. For any death after January 1, 2005 at age 55 the



NOTE 1. DESCRIPTION OF THE PLAN (CONTINUED)

spouse of the participant will receive benefits in the amount of 50% of the benefit the participant would have received had he or she retired and elected the husband and wife option, or the lump sum benefit equal to 50% of contributions submitted to this office.

Prior to January 1, 2005, disability pension benefits are payable immediately to any disabled participants with 5 years of vested credit, or 5 years of pension credit, including one-year Future Service. After January 1, 2005, disability pension benefits are payable immediately to any disabled participant with 10 years of vested credit, or 10 years of pension credit, including three years of future service credit (lower for racetrack employees) in the amount of his or her accrued normal benefit.

NOTE 2. SUMMARY OF SIGNIFICANT ACCOUNTING POLICIES

Method of Accounting - The financial statements have been prepared using the accrual basis of accounting. Under this basis, revenue is recognized when earned and expenses are recognized when incurred.

Investment Valuation and Income Recognition - The fair value of the Plan's interest in the SEIU Pension Plans Master Trust Account is based on the beginning of the year value of the Plan's interest in the trust, plus actual contributions and allocated investment income, less actual distributions and allocated administrative expenses. Investments in the SEIU Pension Plans Master Trust Account are reported at fair value. Fair value is the price that would be received to sell an asset or paid to transfer a liability in an orderly transaction between market participants at the measurement date. The Plan's Trustees determines the Plan's valuation policies utilizing information provided by its investment advisers and custodians. See Note 7 for a discussion of fair value measurements.

Purchases and sales of securities are recorded on a trade-date basis. Interest income is recorded on the accrual basis. Dividends are recorded on the ex-dividend date. Net appreciation includes the Plan's gains and losses on investments bought and sold as well as held during the year.

Property and Equipment - Property and equipment are stated at cost. Major additions are capitalized while replacements, maintenance and repairs which do not improve or extend the lives of the respective assets are expensed currently. Depreciation expense is computed using the straight-line method over the estimated useful lives of the related assets, generally five years for furniture and equipment and over the life of the lease for leasehold improvements.

Employer Contributions - Employer contributions due and unpaid at the end of the year are recorded as contributions receivable. Management of the Plan has established an allowance for doubtful accounts of \$11,704,994 and \$1,471,660 at December 31, 2022 and 2021, respectively, to reflect the uncertainty of collectability of certain employer contributions receivable.



NOTE 2. SUMMARY OF SIGNIFICANT ACCOUNTING POLICIES (CONTINUED)

Payment of Benefits - Benefit payments to participants are recorded upon distribution.

Use of Estimates - The preparation of financial statements in conformity with accounting principles generally accepted in the United States of America requires management to make estimates and assumptions that affect the reported amounts of assets, liabilities, and changes therein, disclosures of contingent assets and liabilities and the actuarial present value of accumulated plan benefits at the date of the financial statements, and changes therein. Actual result could differ from those estimates.

Withdrawal Liability - The Plan assesses withdrawal liability to employers who have withdrawn from the Plan in accordance with plan provisions and related regulations. Amounts assessed as withdrawal liability contributions are reported as receivable when collection of the assessment appears reasonably certain. Once the receivable is reported, a portion of each payment received reduces the receivable and a portion is recorded as interest income on withdrawal liability contributions. The payment status of each employer is reviewed annually by the Plan's legal counsel and an allowance for doubtful collection is recorded if warranted.

At December 31, 2022 and 2021, withdrawal liability contributions of \$16,092,708 and \$13,899,253, respectively, was recorded as receivable. An allowance for doubtful collection of \$11,294,121 and \$8,004,475, respectively, has been recorded as of December 31, 2022 and 2021.

Administrative Expenses - Administrative expenses are paid by the Plan.

Deferred Rent - The Plan records rent expense on a straight-line basis on its office lease which contains fixed annual rental increases. The difference between rent expense and payments made under the lease are reflected as deferred rent.

New Accounting Pronouncement Adopted - In February 2016, the Financial Accounting Standards Board (FASB) issued Accounting Standards Update (ASU) 2016-02, *Leases* (Topic 842). The standard requires lessees to recognize right-of-use assets and lease liabilities. The Plan adopted ASU 2016-02 and its related amendments as of January 1, 2022, using the modified retrospective approach as permitted by ASU 2018-11, *Leases* (Topic 842): *Targeted Improvements*. The Plan elected to apply all practical expedients available under the ASU, allowing it to not reassess under the new standard prior conclusions about lease identification, lease classification, initial direct costs, risk-free rate, and using hindsight in determining the lease term.

The adoption of Topic 842 and related amendments did not have a significant impact on the Plan's financial statements. The Plan evaluated all leases and determined that any related estimated right-of-use assets and lease liabilities are not material to the financial statements and therefore related disclosures under Topic 842 for these leases are not included in the financial statements.



NOTE 3. PRIORITIES UPON TERMINATION

It is the intent of the Trustees to continue the Plan in full force and effect; however, to safeguard against any unforeseen contingencies, the right to discontinue the Plan is reserved to the Trustees. Termination shall not permit any part of the Plan assets to be used for or diverted to purposes other than the exclusive benefit of the pensioners, beneficiaries and participants. In the event of termination, the net assets of the Plan will be allocated to pay benefits in priorities as prescribed by ERISA and its related regulations.

Whether all participants receive their benefits should the Plan terminate at some future time will depend on the sufficiency, at that time, of the Plan's net assets to provide those benefits and may also depend on the level of benefits guaranteed by the Pension Benefit Guaranty Corporation (PBGC). The PBGC provides financial assistance to plans to help them avoid insolvency. Should a plan become insolvent, the PBGC guarantees certain benefits to participants; however, the benefits guaranteed are generally only a portion of the normal pension benefit. In addition, no benefit increases as a result of plan amendments in effect for less than five years are guaranteed. For plan terminations, the PBGC guarantees a portion of the pension earned up to \$35.75 per month times the years of credited services. Some benefits may be fully or partially provided for while other benefits may not be provided at all.

NOTE 4. ACTUARIAL PRESENT VALUE OF ACCUMULATED PLAN BENEFITS

Accumulated plan benefits are those future periodic payments, including lump-sum distributions that are attributable under the Plan's provisions to the service employees have rendered. Accumulated plan benefits include benefits expected to be paid to (a) retired employees or their beneficiaries, (b) beneficiaries of employees who have died, and (c) present employees or their beneficiaries. Benefits payable under all circumstances - retirement, death, disability and termination of employment - are included, to the extent they are deemed attributable to employee service rendered to the valuation date.

The actuarial present value of accumulated plan benefits is determined by an actuary and is the amount that results from applying actuarial assumptions to adjust the accumulated plan benefits to reflect the time value of money (through discounts for interest) and the probability of payment (by means of decrements such as death, disability, withdrawal, or retirement) between the valuation date and the expected date of payment.

The actuarial valuations were made using the entry age normal actuarial cost method. The significant actuarial assumptions used in the valuation as of January 1, 2022 were:

- Retirement age assumptions - weighted average assumed retirement age was 68.3 years;
- Net investment rate of return - 7.00% per year;
- Administrative expenses - \$11,000,000; and
- Mortality rates: healthy life - PRI-2012 Blue Collar Mortality Table (employee/annuitant-distinct and sex-distinct) projected forward generationally with 80% of MP-2021 scale. Disabled life - 110% of the PRI-2012 Disabled Retiree Mortality Table projected forward generationally with 80% of MP-2021 scale.

NOTE 4. ACTUARIAL PRESENT VALUE OF ACCUMULATED PLAN BENEFITS (continued)

The actuarial assumptions are based on the presumption that the Plan will continue. Were the Plan to terminate, different actuarial assumptions and other factors might be applicable in determining actuarial results. The Plan's actuary has determined the Plan has met the minimum funding requirements of ERISA through December 31, 2021.

Since information on the accumulated plan benefits at December 31, 2022, and the changes therein for the year then ended are not included, the financial statements do not purport to present a complete presentation of the financial status of the Plan as of December 31, 2022, and the changes therein for the year then ended, but a presentation of only the net assets available for benefits and the changes therein as of and for the year ended December 31, 2022. The complete financial status of the Plan is presented as of December 31, 2021.

NOTE 5. TAX STATUS

The Plan obtained its latest determination letter on January 11, 2013, in which the Internal Revenue Service (IRS) stated that the Plan, as then designed, was in compliance with the applicable requirements of the Internal Revenue Code (IRC). The Plan has been amended since receiving that determination letter. However, the Plan's administrator and the Plan's tax counsel believe that the Plan is designed and is currently being operated in compliance with the applicable requirements of the IRC. Accounting principles generally accepted in the United States of America require Plan management to evaluate tax positions taken by the Plan and recognize a tax liability if the Plan has taken an uncertain position that more likely than not would not be sustained upon examination by the IRS. The Plan is subject to routine audits by taxing jurisdictions; however, there are currently no audits for any tax periods in progress.

NOTE 6. PROPERTY AND EQUIPMENT

Property and equipment at December 31, 2022 and 2021 consisted of the following:

	<u>2022</u>	<u>2021</u>
Property and equipment		
Computer programming and software	\$ 133,931	\$ 133,931
Furniture and equipment	<u>364,901</u>	<u>515,018</u>
	498,832	648,949
Less: accumulated depreciation	<u>(488,869)</u>	<u>(640,155)</u>
	<u>\$ 9,963</u>	<u>\$ 8,794</u>

NOTE 7. INVESTMENTS IN SEIU PENSION PLANS MASTER TRUST

The SEIU National Industry Pension Plan - United States, SEIU Affiliates Officers and Employees Pension Plan - United States, Pension Plan for Employees of the Service Employees International Union - United States, and the Pension Plan for Employees of the Service Employees International Union - United States (Canadian Segment) each contributed investment assets to a unitized combined investment account entitled SEIU Pension Plans Master Trust. Each of the four contributing pension plans has an undivided interest in the Master Trust.

The SEIU Pension Plans Master Trust transitioned to unitized values for the year ended December 31, 2020. The value of the Plan's interest in the SEIU Pension Plans Master Trust is based on the beginning of year value of the Plans' interest in the Trust plus actual contributions and allocated investment income less actual distributions and allocated administrative expenses. The Plan's interest in the net assets of the Master Trust was 1,267,272.51 units (46.46869%) and 1,300,542.72 units (46.79871%) as of December 31, 2022 and 2021, respectively. Total investment income (including net appreciation (depreciation) in the fair value of investments) of the SEIU Pension Plans Master Trust is allocated to the individual plans based upon ending monthly balances invested in each plan.

The following table presents the investments and other assets of the SEIU Pension Plans Master Trust as of December 31, 2022 and 2021:

	December 31, 2022		December 31, 2021	
	SEIU Pension Plans Master Trust Balances	Plan's Interest in SEIU Pension Plans Master Trust Balances	SEIU Pension Plans Master Trust Balances	Plan's Interest in SEIU Pension Plans Master Trust Balances
Short-term investments	\$ 28,841,689	\$ 13,402,356	\$ 58,734,782	\$ 27,487,117
U.S. Government and government agency obligations	78,388,198	36,425,971	186,217,339	87,147,303
Corporate notes and bonds	74,493,338	34,616,081	139,078,461	65,086,919
Common stock	1,086,860,146	505,049,710	1,328,146,726	621,555,470
Mutual funds	-	-	37,491,979	17,545,761
Common collective trusts	822,838,216	382,362,169	1,011,871,180	473,542,610
Insurance company pooled separate accounts	83,397,477	38,753,718	24,956,520	11,679,328
Limited partnerships	663,886,034	308,499,166	546,634,766	255,817,992
Other pooled funds	136,688,975	63,517,581	121,484,361	56,853,108
Total investments at fair value	2,975,394,073	1,382,626,752	3,454,616,114	1,616,715,608
Plus				
Accrued income	2,252,387	1,046,655	2,670,647	1,249,832
Total	\$ 2,977,646,460	\$ 1,383,673,407	\$ 3,457,286,761	\$ 1,617,965,440

The following are net appreciation (depreciation) in the fair value of investments and investment income for the SEIU Pension Plans Master Trust for the years ended December 31, 2022 and 2021:

	2022	2021
Net (depreciation) appreciation in fair value of investments	\$ (446,275,370)	\$ 440,969,449
Investment income	30,415,497	31,107,018
Total	\$ (415,859,873)	\$ 472,076,467



NOTE 7. INVESTMENTS IN SEIU PENSION PLANS MASTER TRUST (CONTINUED)

Accounting standards provide the framework for measuring fair value which provides a fair value hierarchy that prioritizes the inputs to valuation techniques used to measure fair value. The hierarchy gives the highest priority to unadjusted quoted prices in active markets for identical assets (Level 1) and the lowest priority to unobservable inputs (Level 3). The three levels of the fair value hierarchy are described as follows:

Level 1 - Inputs to the valuation methodology are unadjusted quoted prices for identical assets or liabilities in active markets that the Plan has the ability to access.

Level 2 - Inputs to the valuation methodology include other significant observable inputs including:

- Quoted prices for similar assets or liabilities in active markets;
- Quoted prices for identical or similar assets or liabilities in inactive markets;
- Inputs other than quoted prices that are observable for the asset or liability; and
- Inputs that are derived principally from or corroborated by observable market data by correlation or other means.

If the asset or liability has a specified (contractual) term, the Level 2 input must be observable for substantially the full term of the asset or liability.

Level 3 - Inputs to the valuation methodology are unobservable and significant to the fair value measurement.

The asset's or liability's fair value measurement level within the fair value hierarchy is based on the lowest level of any input that is significant to the fair value measurement. Valuation techniques maximize the use of observable inputs and minimize the use of unobservable inputs.

The Trustees determines the fair value measurement policies and procedures, based on information provided by the Plan's custodian bank and investment advisors. Those policies and procedures are reassessed at least annually to determine if the current valuation techniques are still appropriate. At that time, the unobservable inputs used in the fair value measurements are evaluated and adjusted, as necessary, based on current market conditions and other third-party information.

Following are descriptions of the valuation methodologies used for assets measured at fair value. There have been no changes in the methodologies used at December 31, 2022 and 2021.

Short-term investments: Valued at amortized cost, which approximates fair value

United States Government and government agency obligations: Valued using pricing models maximizing the use of observable inputs for similar securities.

NOTE 7. INVESTMENTS IN SEIU PENSION PLANS MASTER TRUST (CONTINUED)

Corporate notes and bonds: Valued using pricing models maximizing the use of observable inputs for similar securities. This includes basing value on yields currently available on comparable securities of issuers with similar credit ratings. When quoted prices are not available for identical or similar bonds, the bond is valued under a discounted cash flows approach that maximizes observable inputs, such as current yields of similar instruments, but includes adjustments for certain risks that may not be observable, such as credit and liquidity risks or a broker quote if available.

Common stock: Valued at the closing price reported on the active market on which the individual securities are traded.

Mutual funds: Valued at the daily closing price as reported by the fund. Mutual funds held by the Plan are open-end mutual funds that are registered with the Securities and Exchange Commission. These funds are required to publish their daily net asset value (NAV) and to transact at that price. The mutual funds held by the Plan are deemed to be actively traded.

The following table sets forth by level, within the fair value hierarchy, the Master Trust's assets at fair value as of December 31, 2022:

	Master Trust Assets at Fair Value as of December 31, 2022			
	Total	Level 1	Level 2	Level 3
Short-term investments	\$ 28,841,689	\$ -	\$ 28,841,689	\$ -
United States Government and government agency obligations	78,388,198	-	78,388,198	-
Corporate bonds and notes	74,493,338	-	74,493,338	-
Common stock	<u>1,086,860,146</u>	<u>1,083,156,770</u>	<u>-</u>	<u>3,703,376</u>
Total assets in the fair value hierarchy	1,268,583,371	<u>\$ 1,083,156,770</u>	<u>\$ 181,723,225</u>	<u>\$ 3,703,376</u>
Investments measured at NAV*	<u>1,706,810,702</u>			
Investments at fair value	<u>\$ 2,975,394,073</u>			

* In accordance with Accounting Standards Codification, investments that were measured at net asset value per share (or its equivalent) have not been classified in the fair value hierarchy. The fair value amounts presented in this table are intended to permit reconciliation of the fair value hierarchy to the line items presented in the statements of net assets available for benefits.

NOTE 7. INVESTMENTS IN SEIU PENSION PLANS MASTER TRUST (CONTINUED)

The following table sets forth by level, within the fair value hierarchy, the Master Trust's assets at fair value as of December 31, 2021:

	Master Trust Assets at Fair Value as of December 31, 2021			
	Total	Level 1	Level 2	Level 3
Short-term investments	\$ 58,734,782	\$ -	\$ 58,734,782	\$ -
United States Government and government agency obligations	186,217,339	-	186,217,339	-
Corporate bonds and notes	139,078,461	-	139,078,461	-
Common stock	1,328,146,726	1,324,367,986	-	3,778,740
Mutual funds	<u>37,491,979</u>	<u>37,491,979</u>	-	-
Total assets in the fair value hierarchy	1,749,669,287	\$ 1,361,859,965	\$ 384,030,582	\$ 3,778,740
Investments measured at NAV*	<u>1,704,946,827</u>			
Investments at fair value	<u>\$ 3,454,616,114</u>			

* In accordance with Accounting Standards Codification, investments that were measured at net asset value per share (or its equivalent) have not been classified in the fair value hierarchy. The fair value amounts presented in this table are intended to permit reconciliation of the fair value hierarchy to the line items presented in the statements of net assets available for benefits.

For the years ended December 31, 2022 and 2021, there were no sales of investments whose value has been determined using significant unobservable inputs (Level 3).

Fair Value of Investments that Calculate Net Asset Value

The following table summarizes investments measured at fair value based on NAV per share as of December 31, 2022, respectively.

December 31, 2022	Fair Value	Unfunded Commitments	Redemption Frequency (if currently eligible)	Redemption Notice Period
Common collective trusts	\$ 822,838,216	\$ -	Varies	Varies
Insurance company pooled separate account	83,397,477	-	Varies	Varies
Limited partnerships	663,886,034	166,876,371	Varies	Varies
Other pooled funds	<u>136,688,975</u>	-	Varies	Varies
Total	<u>\$ 1,706,810,702</u>	<u>\$ 166,876,371</u>		

NOTE 7. INVESTMENTS IN SEIU PENSION PLANS MASTER TRUST (CONTINUED)

The following table summarizes investments measured at fair value based on NAV per share as of December 31, 2021, respectively.

<u>December 31, 2021</u>	<u>Fair Value</u>	<u>Unfunded Commitments</u>	<u>Redemption Frequency (if currently eligible)</u>	<u>Redemption Notice Period</u>
Common collective trusts	\$ 1,011,871,180	\$ -	Varies	Varies
Insurance company pooled separate account	24,956,520	-	Varies	Varies
Limited partnerships	546,634,766	89,187,349	Varies	Varies
Other pooled funds	121,484,361	-	Varies	Varies
Total	<u>\$ 1,704,946,827</u>	<u>\$ 89,187,349</u>		

The investments in the common collective trust class are comprised of several investments. Underlying assets in these funds primarily include publicly traded equity securities and fixed income securities and are valued at their NAV's calculated by the fund sponsor and have daily or monthly liquidity.

The investments in insurance company pooled separate accounts from insurance contracts seeks to capitalize on opportunities in the U.S. commercial real estate market through making loans to borrowers in connection with the acquisition, development or refinancing of commercial properties. This investment is valued based on the underlying portfolio of investments valued primarily through cash flow models and appraisals.

The investments in the limited partnerships class seek to achieve long term-growth of capital consistent with risk reduction through diversification. These investments are subject to various restrictions on redemption and frequency. The fair value of these investments is estimated based on the audited capital accounts and the Master Trust's respective ownership as reported by the investment manager.

The investment in the other pooled funds class is an investment in a manager that seeks to provide sound means to invest in a portfolio of high-quality, short-term construction loans secured by the projects being built. This investment is valued based on the underlying value of its portfolio.

NOTE 8. FUNDING POLICY

Funding of the Plan is provided by employer contributions in accordance with formulas set forth in collective bargaining agreements. Contributions for the years ended December 31, 2022 and 2021 exceeded the minimum funding requirements of ERISA. See Note 1 for additional funding information.



NOTE 9. RISKS AND UNCERTAINTIES

The Plan invests in various investment securities. Investment securities are exposed to various risks such as interest rate, market, and credit risks. Due to the level of risk associated with certain investment securities, it is at least reasonably possible that the values of investment securities could be different at the reporting date and that such changes could materially affect the amounts reported in the statements of net assets available for benefits.

Plan contributions are made, and the actuarial present value of accumulated plan benefits are reported based on certain assumptions pertaining to interest rates, inflation rates and employee demographics, all of which are subject to change. Due to uncertainties inherent in the estimations and assumptions process, it is at least reasonably possible that changes in these estimates and assumptions in the near-term would be material to the financial statements.

NOTE 10. TRANSACTIONS WITH RELATED PARTIES AND PARTY-IN-INTEREST TRANSACTIONS

The Plan pays certain administrative, investment and professional fees to various service providers. These transactions qualify as party-in-interest transactions, which are exempt from the prohibited transaction rules of ERISA.

The Plan serves as the employer for all employees who work on the SEIU National Industry Pension Plan - United States, the SEIU Affiliates Officers and Employees Pension Plan - United States, the Pension Plan for Employees of the Service Employees International Union - United States, and the Service Employees International Union - Health and Welfare Plan.

These plans are related through common trustees. The Plan allocates total salaries, payroll taxes, and employee benefits to these entities based on services performed for each plan.

The Plan paid for most of the administrative expenses incurred by the SEIU National Industry Pension Plan - United States, SEIU Affiliates Officers and Employees Pension Plan - United States, the Pension Plan for Employees of the Service Employees International Union - United States, and the Service Employees International Union - Health and Welfare Plan. The Plan allocated administrative expenses to these entities based on services received by each plan. These administrative expenses allocated include certain investment fees, equipment rental and maintenance, insurance and bonding, office supplies and expense, printing and postage, real estate and personal property taxes, rent and utilities expense, telephone and facsimile expense, administrative fees and services, trustee meeting expenses, temporary help, data processing services, computer supplies and software development.

In addition, the Service Employees International Union (the International Union) provides certain general administrative services. The Plan reimbursed the International Union for the cost of such services, which were \$38,911 and \$24,740 for the years ended December 31, 2022 and 2021, respectively.

NOTE 10. TRANSACTIONS WITH RELATED PARTIES AND PARTY-IN-INTEREST TRANSACTIONS (CONTINUED)

Certain International Union Executive Board members and officers also serve as trustees of the Plan.

At December 31, the Plan had receivables from related parties as summarized below:

	2022	2021
Due from		
SEIU Affiliates Officers and Employees Pension Plan - United States	\$ 110,814	\$ 181,240
SEIU Affiliates Officers and Employees Pension Plan - Canada	19,067	11,631
Pension Plan for Employees of the Service		
Employees International Union - United States	35,208	65,841
Service Employees International Union	39,270	14,192
Service Employees International Union Health and Welfare Plan	148,833	217,373
SEIU Affiliates' Supplemental Retirement Savings 401(k) Plan	6,666	10,975
	<u>\$ 359,858</u>	<u>\$ 501,252</u>

NOTE 11. PENSION PLAN

Certain employees of the Plan are covered under the Pension Plan for Employees of the Service Employees International Union - United States (Staff Plan), which is a defined benefit pension multiemployer plan. The Staff Plan is funded by employer contributions which were 18.1% of eligible salary for years ended December 31, 2022 and 2021. The risk of participating in a multiemployer plan is different from single-employer plans in the following aspects.

- a. Assets contributed to the multiemployer plan by one employer may be used to provide benefits to employees of other participating employers.
- b. If a participating employer stops contributing to the plan, the unfunded obligations of the plan may be borne by the remaining participating employers.
- c. If the Plan chooses to stop participating in the Staff Plan then the Plan may be required to pay the Staff Plan an amount based on the underfunded status of the plan, referred to as a withdrawal liability.

The Plan's participation in Staff Plan for the year ending December 31, 2022 is outlined in the table on the next page. The "EIN/Pension Plan Number" column provides the Employer Identification Number (EIN) and the three-digit plan number, if applicable. Unless otherwise noted, the most recent Pension Protection Act (PPA) zone status available in 2022 and 2021 is for the Plan's year-end at December 31, 2021 and 2020, respectively. The zone status is based on information that the Plan received from the Staff Plan and is certified by the Staff Plan's actuary. Among other factors, plans in the red zone are generally less than 65 percent funded, plans in the yellow zone are less than 80 percent funded, and plans in the green zone are at least 80 percent funded. The "FIP/RP Status Pending/Implemented" column indicates plans for which a financial improvement plan (FIP) or a rehabilitation plan (RP) is either pending or has been implemented. The Plan currently has no intention of withdrawing from any of the multiemployer pension plans in which they participate.

NOTE 11. PENSION PLAN (CONTINUED)

Pension Fund	EIN/Pension Plan Number	Pension Protection Act Zone Status		FIP/RP Status Pending/ Implemented	Contributions		Surcharge Imposed	Expiration Date of Collective-Bargaining Agreement
		2022	2021		2022	2021		
Pension Plan for Employees of the Service Employees International Union	36-0852885/001	Green	Green	No	\$ 328,193	\$ 267,061	No	N/A

NOTE 12. LEASE AGREEMENTS

Commencing January 1, 2017, the Plan entered into an operating lease for office space in Washington, D.C. from 1800 Massachusetts Avenue Corp., a District of Columbia nonprofit corporation and a subsidiary of the Service Employees International Union. The Plan has an eleven-year lease which expires in December 2027. The lease provides for annual 2.25% step increases in base rent, plus annual adjustment for increases in operating expenses and real estate taxes. The lease also provided for rent abatement of \$965,115 which is being amortized on a straight-line basis over the life of the lease.

The following is a summary, by year, of the minimum lease payments required under the lease:

Year Ending December 31	
2023	\$ 454,360
2024	464,583
2025	475,036
2026	485,724
2027	496,653
	<u>\$ 2,376,356</u>

Rent expense under this agreement was \$248,534 and \$262,064 for December 31, 2022 and 2021, respectively.

NOTE 13. SUBSEQUENT EVENTS

Subsequent events have been evaluated through September 29, 2023, which is the date the financial statements were available to be issued. This review and evaluation revealed no material event or transaction which would require an adjustment to or disclosure in the accompanying financial statements.



SUPPLEMENTAL INFORMATION



SEIU NATIONAL INDUSTRY PENSION PLAN - UNITED STATES

SCHEDULES OF ADMINISTRATIVE EXPENSES YEARS ENDED DECEMBER 31, 2022 AND 2021

	2022	2021
Administrative expenses		
Bank charges	\$ 168,658	\$ 151,187
Depreciation of property and equipment	3,463	16,091
Employee benefits		
Pension contributions	328,193	267,061
Hospitalization and life insurance	478,698	522,778
Other employee benefits	14,442	4,261
Equipment rental and maintenance	14,365	19,317
Insurance and bonding	397,576	354,194
Office supplies and expense	7,150	5,992
Payroll taxes	156,765	165,118
Pension Benefit Guaranty Corporation premiums	3,639,872	3,244,739
Postage	254,768	209,839
Printing	29,128	54,958
Personal property taxes	575	1,373
Rent and utilities expense	249,571	285,599
Salaries	2,050,299	2,384,253
Telephone	23,654	31,802
Total administrative expenses	7,817,177	7,718,562
Professional and outside service fees		
Actuarial consulting and related fees	342,069	325,696
Administrative fees and services	74,954	56,622
Audit fees and expenses	62,000	62,000
Employer compliance audits	427,802	124,903
Insurance service fees	23,821	24,117
Legal fees and expenses	1,212,790	994,464
Other professional services	19,415	6,507
Outside services	21,222	20,882
Temporary help	80,297	32,144
Trustee expenses	18,031	4,637
Trustee meeting expenses	20,149	1,125
Total professional and outside service fees	2,302,550	1,653,097
Computer services		
Data processing services and systems implementation	560,301	604,052
Computer supplies	58,086	32,502
Technical support	109,838	144,944
Total computer services	728,225	781,498
Total administrative expenses	\$ 10,847,952	\$ 10,153,157

SEIU NATIONAL INDUSTRY PENSION PLAN - UNITED STATES

SCHEDULE OF ASSETS (HELD AT END OF YEAR)

DECEMBER 31, 2022

Form 5500, Schedule H, Part IV, Line i

EIN 52-6148540
Plan No. 001

(a)	(c) Description of investment including maturity date, rate of interest, collateral, shares/par value or maturity value						(d) Cost	(e) Current Value
	(b) Identity of issuer, borrower, lessor, or similar party	Description	Collateral	Maturity Date	Rate of Interest	Shares/ Par Value		
	Interest in SEIU Pension Plans Master Trust	Master Trust	N/A	N/A	N/A	1,267,273	<u>\$1,231,967,895</u>	<u>\$1,383,673,407</u>
	Total assets (held at end of year)						<u>\$1,231,967,895</u>	<u>\$1,383,673,407</u>